

How do I submit an online assignment?

You can submit online Assignments in Canvas using several submission types. Instructors can choose what kind of online submissions they want you to use. You may have the option to resubmit assignments if your instructor allows.

Note: Not all of your assignments may be submitted online. If you cannot see the Submit Assignment link, your instructor may want you to submit your assignment in a different way. View the description of the assignment for instructions, or contact your instructor for assistance.

Learn how to submit a Turnitin assignment.

Third-Party File Application Submissions

You can submit assignments from Google Drive, Dropbox, or another third-party service via your desktop computer in one of two ways:

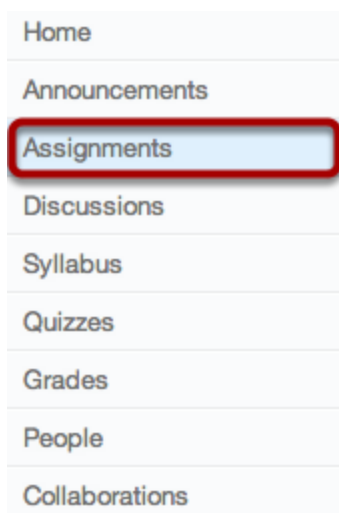
1. Download the file to your computer and [submit as a File Upload](#)
2. Share the file, copy the file URL, and submit as a Website URL

Mobile Submissions

You can also submit assignments using your Android or iOS device.

Note: Not all file types may be available for your assignment, depending on the assignment submission type set by your instructor.





Open Assignments



Click the **Assignments** link.

Note: You can also access your Assignments through the Syllabus, Gradebook, Calendar, or Modules.

View Course Assignments

 Writing Assignment	Due Feb 19 at 11:59pm	-/50 pts	Not Yet Graded
 Research Assignment	Due Mar 22 at 11:59pm	18/20 pts	
 Video Assignment	Due Apr 18 at 11:59pm	-/20 pts	
 Pre-Assessment	Due Mar 31 at 11:59pm	25/25 pts	

Click the name of an assignment.

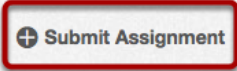
View Assignment

[Home](#) > [BIO-101](#) > [Assignments](#) > [Video Assignment](#)

Video Assignment

Due Apr 18 by 11:59pm **Points** 20 **Submitting** a file upload
File Types doc, docx, and pdf

Watch the video on Insects and Reptiles and complete [the worksheet](#).
<http://www.youtube.com/watch?v=FC8A8B2Myqs>

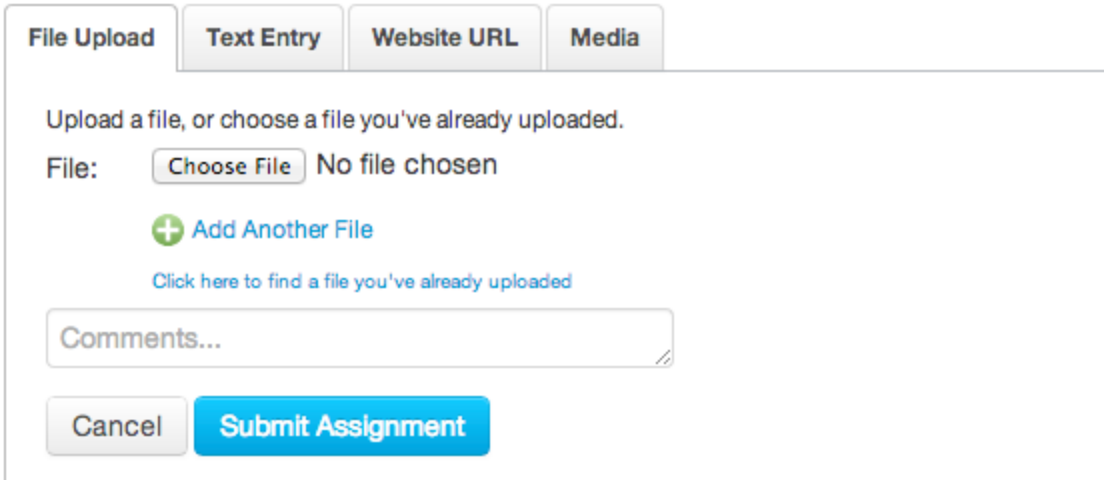


When you click an Assignment title, you will see a screen with assignment instructions. You may also see a rubric to help guide your work.

Click the **Submit Assignment** link to submit your work.

Note: If you cannot see the Submit Assignment link, your instructor may not want you to submit your assignment online. View the description of the assignment for instructions, or contact your instructor for assistance.

Submit Assignment

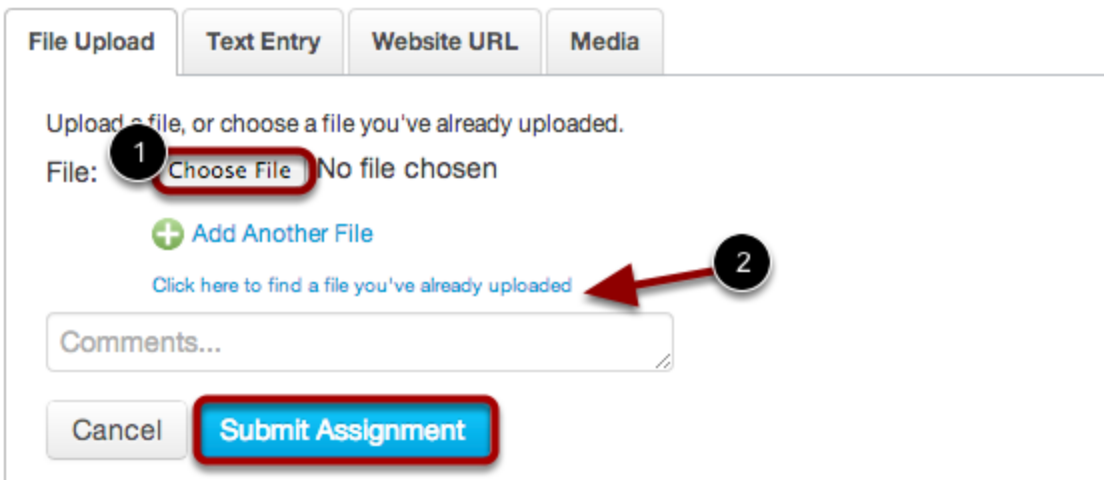


The image shows the Canvas assignment submission interface. At the top, there are four tabs: "File Upload", "Text Entry", "Website URL", and "Media". The "File Upload" tab is selected. Below the tabs, the text "Upload a file, or choose a file you've already uploaded." is displayed. Underneath, the "File:" label is followed by a "Choose File" button and the text "No file chosen". Below this is a green plus icon followed by the text "Add Another File". A blue link "Click here to find a file you've already uploaded" is also present. At the bottom, there is a "Comments..." text box, a "Cancel" button, and a blue "Submit Assignment" button.

Your instructor will decide what kinds of submissions are appropriate for each Assignment. There are four submission types: upload a file, submit a text entry, enter a website URL, or submit media.

Note: Not all file types may be available for your Assignment, depending on the assignment submission type set by your instructor.

Submit a File Upload



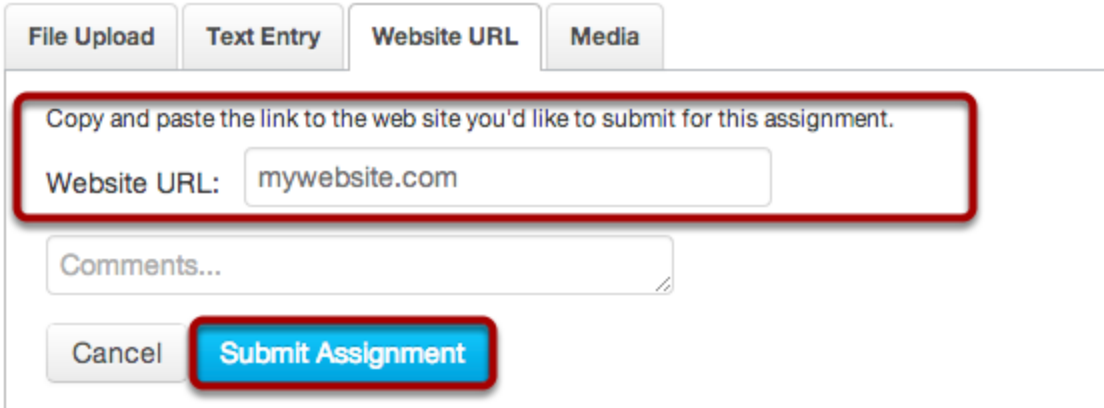
This image is the same Canvas assignment submission interface as above, but with two annotations. A red circle with the number "1" is placed over the "Choose File" button. A red arrow points from a red circle with the number "2" to the blue link "Click here to find a file you've already uploaded". The "Submit Assignment" button is also highlighted with a red border.

To upload a file from your computer and submit as your assignment, click the **Choose File** button [1]. If you have already uploaded your assignment to Canvas and want to select it for your assignment submission, click the **Click here...uploaded** link [2].

Submit a Text Entry

Note: You can submit up to 16384 characters in the Text Entry field.

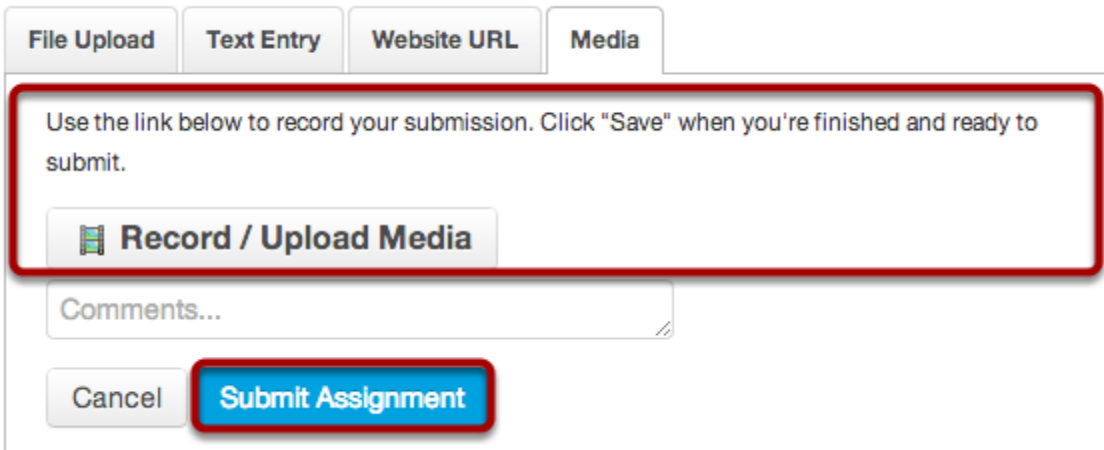
Submit Website URL



The screenshot shows the Canvas submission interface with four tabs: File Upload, Text Entry, Website URL, and Media. The Website URL tab is selected. A red box highlights the instruction: "Copy and paste the link to the web site you'd like to submit for this assignment." Below this, the "Website URL:" label is followed by a text input field containing "mywebsite.com". Another red box highlights the "Submit Assignment" button, which is blue with white text. There is also a "Cancel" button and a "Comments..." text area.

Type or copy and paste the URL into the Website URL field. Click **Submit Assignment**.

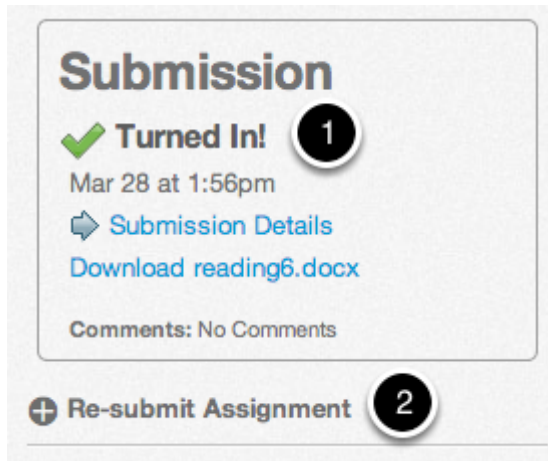
Submit Media Recording



The screenshot shows the Canvas submission interface with four tabs: File Upload, Text Entry, Website URL, and Media. The Media tab is selected. A red box highlights the instruction: "Use the link below to record your submission. Click 'Save' when you're finished and ready to submit." Below this, there is a button labeled "Record / Upload Media" with a video camera icon. Another red box highlights the "Submit Assignment" button, which is blue with white text. There is also a "Cancel" button and a "Comments..." text area.

Record or upload media. Follow the instructions given to you. Click **Submit Assignment** when you are done. Learn more about adding media to an assignment submission.

View Submission



After you have submitted your work, you will see information in the Sidebar about your submission [1].

If you choose, you may resubmit another version of your assignment using the **Re-submit Assignment** link [2]. You will only be able to view the details of your most recent submission in the Sidebar, but your instructor will be able to see all of your submissions.

Once the instructor has graded your submission, you will be notified via the channels that you specify in your Notification Preferences.

You can also see details about your assignment and links to additional feedback in the Gradebook.

Note: Your assignment will still appear in Assignments and the Syllabus; the listing is not removed with assignment submissions.